

FILTERS



“EMAUX” Multiport Valves (1)

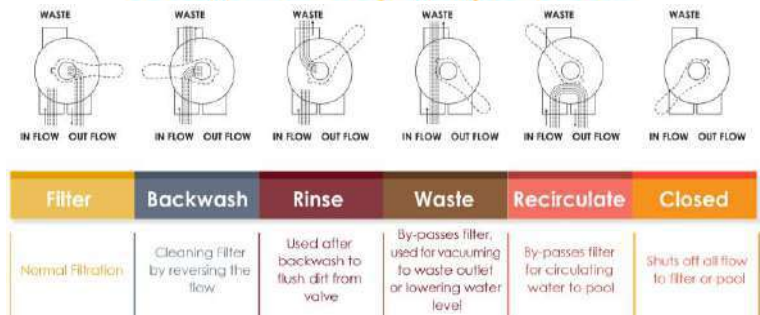
Emaux Valves are available in Top Mount and Side Mount design, constructed using ABS material with heavy plastic handle. The valves are characterized by 4 or 6 operating functions which cover all necessary operations needed in any swimming pools filtration.



FEATURES

- 100% factory tested for water leakage
- Easy installation, maintenance and service
- Constructed with study ABS and marine-grade stainless steel
- Designed for superior durability
- Commercial multiport valves are cost efficient and space saving compares to butterfly valve manifold.

Functions : 6-Way Multiport Valve



1 inch 6-Way Top Mount Valve (MPV06)

For Emaux HD Series Deep Bed Filter

Connection

Thread Type

Max Working Pressure

700kPa/101psi/7bar

Factory Testing Pressure

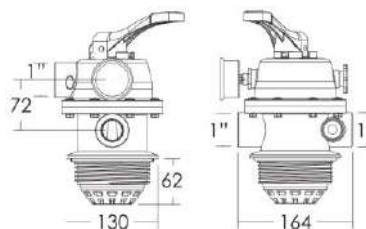
1500kPa/217psi/15bar

Max Temperature

50°C (122°F)

Flow Rate

5m³/h at 400kPa/58psi/4bar



Code	Model	Colour	Type	Size	Description	Use with Filter
20600510005	MPV06-HD-V	Black	Top Mount (Thread Type)	1"	Valve only	HD Series



“EMAUX” Multiport Valves (2)

1.5 inch 6-Way Top Mount Valve (MPV01)

For Top Mount Fiberglass and Plastic Filters / Emaux V, P Series Filters

Connection

Clamp Type

Max Working Pressure

400kPa/58psi/4bar

Factory Testing Pressure

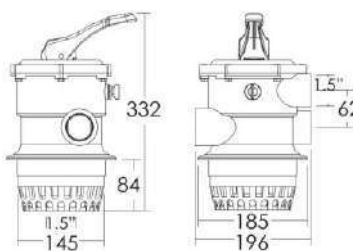
700kPa/101psi/7bar

Max Temperature

50°C (122°F)

Flow Rate

17m³/h at 400kPa/58psi/4bar



Code	Model	Colour	Type	Size	Description	Use with Filter
20600510010	MPV01-V-V	Black	Top Mount (Clamp)	1.5"	Valve only	V & TMG Series

2 inch 6-Way Top Mount Valve (MPV02)

For Top Mount Fiberglass Filters / Emaux V, TMG Series Filters

Connection

Bolt Type

Max Working Pressure

400kPa/58psi/4bar

Factory Testing Pressure

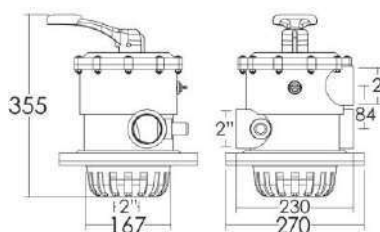
500kPa/72psi/5bar

Max Temperature

50°C (122°F)

Flow Rate

27m³/h at 400kPa/58psi/4bar



Code	Model	Colour	Type	Size	Description	Use with Filter
20600510030	MPV02-V-V	Black	Top Mount (Bolts Type)	2"	Valve only	V & TMG Series

FILTERS



“EMAUX” Multiport Valves (3)

1.5 inch 6-Way Top Mount Valve (with Turn-Lock Lid) (MPV07)

For Top Mount Fiberglass and Plastic Filters / Emaux MFV Series, T Series, TMG Series 500/650 Filters. Turn-Lock Lid allow Tool-Free Servicing



Connection

Clamp Type

Max Working Pressure

400kPa/58psi/4bar

Factory Testing Pressure

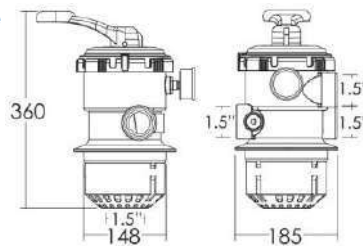
700kPa/101psi/7bar

Max Temperature

50°C (122°F)

Flow Rate

17m³/h at 400kPa/58psi/4bar



Code	Model	Colour	Type	Size	Description	Use with Filter
20600510025	MPV07-MFV-V	Black	Top Mount (Clamp Type)	1.5"	Valve only	MFV & TMG Series

2 inch 6-Way Top Mount Valve (with Turn-Lock Lid) (MPV08)

For Top Mount Fiberglass and Plastic Filters / Emaux V650(PB), MFV Series Filters. Turn-Lock Lid allow Tool-Free Servicing



Connection

Bolt Type

Max Working Pressure

400kPa/58psi/4bar

Factory Testing Pressure

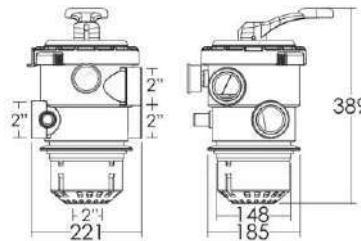
500kPa/72psi/5bar

Max Temperature

50°C (122°F)

Flow Rate

27m³/h at 400kPa/58psi/4bar



Code	Model	Colour	Type	Size	Description	Use with Filter
20600510040	MPV08-MFV-V	Black	Top Mount (Clamp Type)	2"	Valve only	MFV & TMG Series

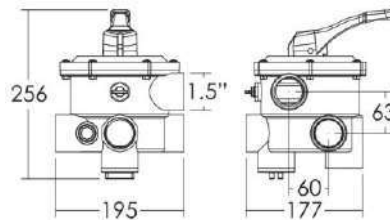


“EMAUX” Multiport Valves (4)

1.5 inch 6-Way Side Mount Valve (MPV03)

For Side Mount Filters / Emaux MAX, SP, S, SR Series Filters

Connection Union Connection
Max Working Pressure 400kPa/58psi/4bar
Factory Testing Pressure 700kPa/101psi/7bar
Max Temperature 50°C (122°F)
Flow Rate 17m³/h at 400kPa/58psi/4bar

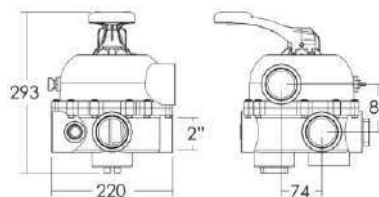


Code	Model	Colour	Type	Size	Description	Use with Filter
20600510060	MPV03-V	Black	Side Mount	1.5"	Valve only	S & MFS &
20610510035	MPV03-C				Complete set with piping & unions	SMG Series

2 inch 6-Way Side Mount Valve (MPV04)

For Side Mount Fiberglass and Plastic Filters / Emaux MAX, S Series Filters

Connection Clamp Type
Max Working Pressure 400kPa/58psi/4bar
Factory Testing Pressure 500kPa/101psi/7bar
Max Temperature 50°C (122°F)
Flow Rate 27m³/h at 400kPa/58psi/4bar

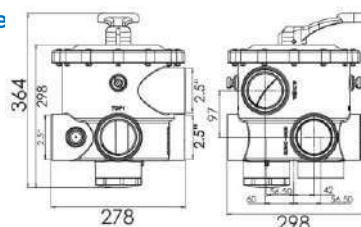


Code	Model	Colour	Type	Size	Description	Use with Filter
20600510065	MPV04-V	Black	Side Mount	2"	Valve only	S & MFS & SMG
20610510040	MPV04-C				Complete set with piping & unions	Series

2.5 inch Side Mount Multiport Valve (MPV13)

For Side Mount Fiberglass & Deep Bed Filters / Emaux S & SDB Series Filters

Connection Flange Type
Max Working Pressure 400kPa/58psi/4bar
Factory Testing Pressure 500kPa/72psi/5bar
Max Temperature 50°C (122°F)
Flow Rate 52m³/h at 400kPa/58psi/4bar



Code	Model	Colour	Type	Size	Description	Use with Filter
20600510050	MPV13-V	Black	Side Mount	2.5"	Valve only	S Series
20600510025	MPV13-C				Complete set with piping & unions	

FILTERS

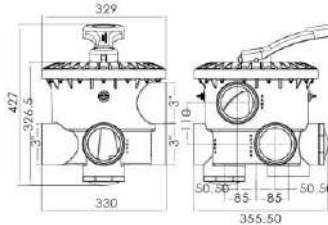


“EMAUX” Multiport Valves (5)

Commercial 3 inch 6-Way Side Mount Valve (MPV14)

For Side Mount Commercial Filters / Emaux S, NL, K Series Filters

Connection	Max Working Pressure
Flange Type	400kPa/58psi/4bar
Factory Testing Pressure	Max Temperature
500kPa/72psi/5bar	50°C (122°F)
Flow Rate	
52m ³ /h at 400kPa/58psi/4bar	

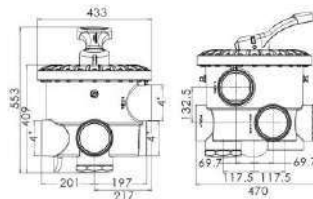


Code	Model	Colour	Type	Size	Description
20600510055	MPV14-V*	Black	Side Mount	3"	Valve only

Commercial 4 inch 6-Way Side Mount Valve (MPV15)

For Side Mount Commercial Filters / Emaux NL, K Series Filters

Connection	Max Working Pressure
Flange Type	400kPa/58psi/4bar
Factory Testing Pressure	Max Temperature
500kPa/72psi/5bar	50°C (122°F)
Flow Rate	
108m ³ /h at 400kPa/58psi/4bar	



Code	Model	Colour	Type	Size	Description
20610510030	MPV15-V*	Black	Side Mount	4"	Valve only

2.5 inch Top Mount Multiport Valve (MPV17)

For Emaux LF Series Biological Filters



Code	Model	Colour	Type	Size	Description	Use with Filter
20610510045	MPV17-LF700*	Black	Top Mount	2.5"	Center Pipe & Collector System	LF700
20610510050	MPV17-LF800*	Black	Top Mount	2.5"		LF800
20610510055	MPV17-LF900*	Black	Top Mount	2.5"		LF900

* สินค้าไม่มีสต็อก กรุณาสั่งซื้อล่วงหน้า / No Stock, Delivery Time : 60 - 90 Days