

KIVU®



KIVU® range for facilities of up to 130 m³

KIVU pumps of 3 HP, 4 HP and 5.5 HP
Ideal for pools in hotels, residential communities, aquariums and seawater leisure parks.

- Plastic 1500 rpm self-priming pump.
- Low noise level up to 59 dBA.
- Hydraulic efficiency of 78% (compliant with standard ISO 9906).
- Separate B line prefilter. The pump can be sold without a prefilter.



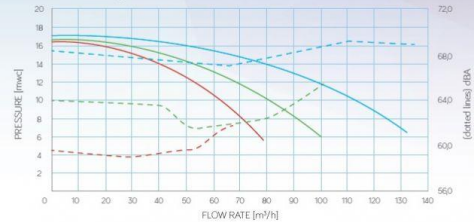
	KIVU® 3 HP	KIVU® 4 HP	KIVU® 5.5 HP
Mains supp. 230/400 V	66047 (with prefilter) 66047-0890 (without prefilter)	66048 (with prefilter) 66048-0890 (without prefilter)	66049 (with prefilter) 66049-0890 (without prefilter)
Ten. alim. 400/690 V	63042 (with prefilter) 63042-0890 (without prefilter)	63043 (with prefilter) 63043-0890 (without prefilter)	63044 (with prefilter) 63044-0890 (without prefilter)
Size (width x height x depth)	882 x 610 x 460 mm	882 x 610 x 460 mm	906 x 610 x 460 mm

*Comparative study conducted using a self-priming 1500 rpm/35 HP KIVU® pump and a 1500 rpm/35 HP centrifuge pump. Average running time: 16 hours/day. Running costs: €0.34/kWh.

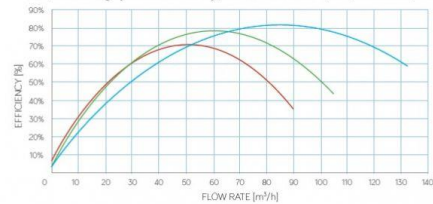


The KIVU® pumps high hydraulic efficiency means that pumps in the range of 3 to 5.5 HP* will pay for themselves in less than 4 YEARS.

Graph showing pressure/flow rate of KIVU® pumps without prefilter



Graph showing hydraulic efficiency/flow rate of KIVU® pumps without prefilter



○ KIVU® 3 HP ○ KIVU® 4 HP ○ KIVU® 5.5 HP

As per standard ISO 9906:2002

KIVU®



KIVU® range for facilities of up to 280 m³

KIVU pumps of 7.5 HP, 10 HP and 15 HP
Ideal for public pools, Olympic pools, water parks, aquariums, fish farms and seawater facilities.

- Plastic 1500 rpm self-priming pump.
- Low noise level up to 66 dBA.
- Hydraulic efficiency of 85% (compliant with standard ISO 9906).
- Separate 25 litre prefilter. The pump can be sold without a prefilter.



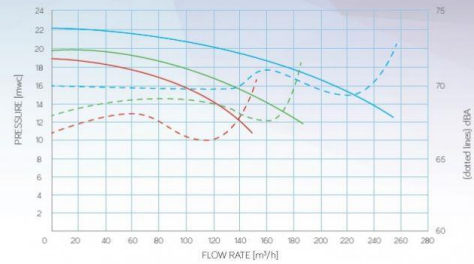
	KIVU® 7,5 HP	KIVU® 10 HP	KIVU® 15 HP
Mains supp. 230/400 V	56633 (with prefilter) 56633-0890 (without prefilter)	56635 (with prefilter) 56635-0890 (without prefilter)	56638 (with prefilter) 56638-0890 (without prefilter)
Ten. alim. 400/690V	56634 (with prefilter) 56634-0890 (without prefilter)	56637 (with prefilter) 56637-0890 (without prefilter)	56639 (with prefilter) 56639-0890 (without prefilter)
Size (width x height x depth)	1215 x 688 x 550 cm	1250 x 688 x 550 cm	1315 x 688 x 550 cm

*Comparative study conducted using a self-priming 1500 rpm/10 HP KIVU® pump and a 3000 rpm/15 HP centrifuge pump. Average running time: 16 hours/day. Running costs: €0.34/kWh.

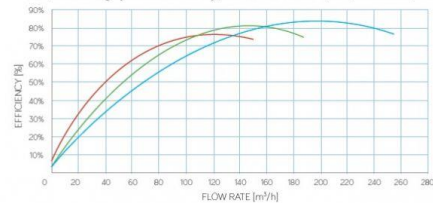


The KIVU® pumps high hydraulic efficiency means that pumps in the range of 7.5 to 15 HP* will pay for themselves in less than 1 YEAR.

Graph showing pressure/flow rate of KIVU® pumps without prefilter



Graph showing hydraulic efficiency/flow rate of KIVU® pumps without prefilter



○ KIVU® 7,5 HP ○ KIVU® 10 HP ○ KIVU® 15 HP

As per standard ISO 9906:2002